

# PROTECT MACHINE AND OPERATOR ON DANGEROUS INCLINES

## Incline Shutdown Systems




When operating on inclines, operators need to know when they are approaching a dangerous incline angle that could cause a machine roll over. The Muirhead® Incline Shutdown Controller has been designed to warn the operator when they are approaching dangerous inclines. An audible alert will notify the operator that he will need to reduce his operating incline if he continues to operate. If operation continues at the incline the machine will shut down. The delay is adjustable and the controller has an override function to allow restart when shut down has occurred. The override switch should only be operated to restart the machine and move it to a safe incline angle.



## Features

- Simple to install
- Audible and visual warning
- Solid state
- Adjustable delay time
- Multi Voltage
- 35, 60 degrees and fully from 1 to 45 degrees adjustable controllers available

## Parts

 APN: 1800	INCLINE SHUTDOWN 35° DETECTION
 APN: 4089	INCLINE SHUTDOWN 60° DETECTION
 APN: 6119	CONTROL TILT DUAL AXIS ADJ RANGE 1 TO 45 DEGREES

Reference: SBMH0316001



RCT  
Head Office  
Unit 1-5/511 Abernethy Rd  
Kewdale WA 6105, Australia  
sales@rct-global.com

Australia +61 8 9353 6577  
Africa +27 83 292 4246  
Canada +1 705 590 4001  
Central Asia +7 910 411 1174  
USA +1 801 938 9214  
South America +56 3 5229 9409

Copyright © 2023 Remote Control Technologies Pty Ltd. Images for illustration purposes only. Discover more @ rct-global.com