

Ensure long term machine performance and productivity in extreme conditions

IDLE TIMERS

Maintaining machine performance and productivity in all conditions is paramount. This is particularly important for machines operating in extreme temperatures, as they are more prone to engine damage when shutdown is not carried out correctly.

RCT's Muirhead® Idle Timers help to regulate engine and turbo component temperatures by allowing the engine to idle for a predetermined time, to ensure they protected upon shutdown. Idle times range from 1-12 minutes, in 1 minute increments before final shutdown takes place.

Setup and configuration of the Idle Timers can be managed via a PC connection, using the Muirhead® Programmable Controller Utility software package (PDU), or manually through the system switch.

Muirhead® Idle Timers are multi voltage units, making them versatile across all machine types. These solutions are available for both Energise to Run (ETR) and Energise to Stop (ETS) engine control, in addition to a version with an engine crank interlock to prevent the engine from being cranked if a ground level shutdown switch is active.

These kits are supplied with a LED indicator and switch, complete with loom and labels for them to be mounted on the dash.



Reference: SBMH1204012



RCT
Head Office
Unit 1-5/511 Abernethy Rd
Kewdale WA 6105, Australia
sales@rct-global.com

Australia +61 8 9353 6577
Africa +27 83 292 4246
Canada +1 705 590 4001
Central Asia +7 910 411 1174
USA +1 801 938 9214
South America +56 3 5229 9409

Copyright © 2023 Remote Control Technologies Pty Ltd. Images for illustration purposes only. Discover more @ rct-global.com









Caractéristiques

- Multi-voltage
- Selectable idle time cycle provides flexibility in shutdown time from 1 - 12 minutes, in 1 minute increments
- Suitable for Energised To Run (ETR) systems and Energised To Stop (ETS) systems
- Steering accumulator bleed down output
- Park brake input
- Ground level machine shutdown
- Universal application
- Visual warning
- Integrated mount
- Simple and easy-to-use
- Advanced configuration via the Muirhead® Programmable Controller Utility (PDU)

Specifications

System Voltage	12 to 24 VDC (reverse polarity protected)
Maximum Current Output	10Amp Continuous
Environmental Rating	IP 65
Inputs	Digital / Analogue
Outputs	Digital
Operating Temperature	-10°C to 65°C (14°F to 149°F)
Dimensions	L: 199mm, W: 80mm, H: 65mm (7.83" x 3.14" x 2.55")

Pièces

 APN: 11450	ENERGISED TO RUN IDLE TIMER MULTI VOLTAGE
 APN: 11452	KIT IDLE TIMER MULTI VOLTAGE
 APN: 11951	KIT IDLE TIMER (PANEL & PLUG ONLY)
 APN: 12444	IDLE TIMER ETR WITH INVERTED PARK BRAKE INPUT
 APN: 12534	IDLE TIMER ENERGISE TO STOP
 APN: 12535	IDLE TIMER WITH START INHIBIT
 APN: 12730	KIT IDLE TIMER ETS
 APN: 12735	KIT IDLE TIMER START INHIBIT

Reference: SBMH1204012



RCT
Head Office
Unit 1-5/511 Abernethy Rd
Kewdale WA 6105, Australia
sales@rct-global.com

Australia +61 8 9353 6577
Africa +27 83 292 4246
Canada +1 705 590 4001
Central Asia +7 910 411 1174
USA +1 801 938 9214
South America +56 3 5229 9409

Copyright © 2023 Remote Control Technologies Pty Ltd. Images for illustration purposes only. Discover more @ rct-global.com